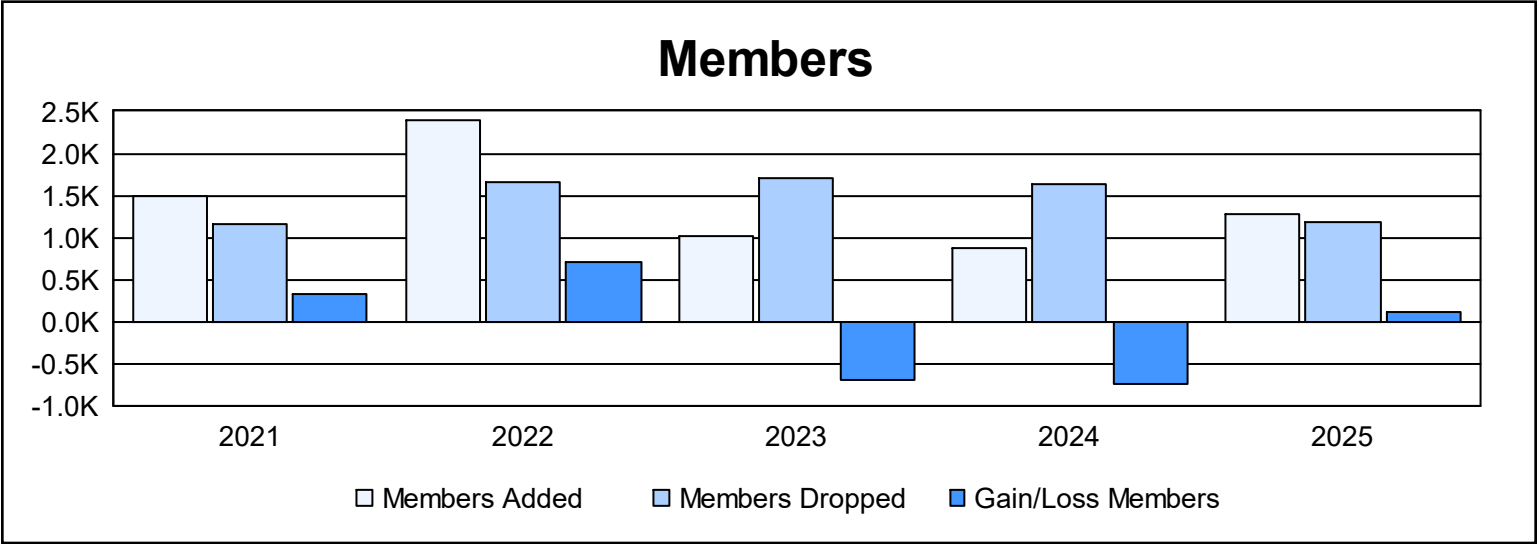
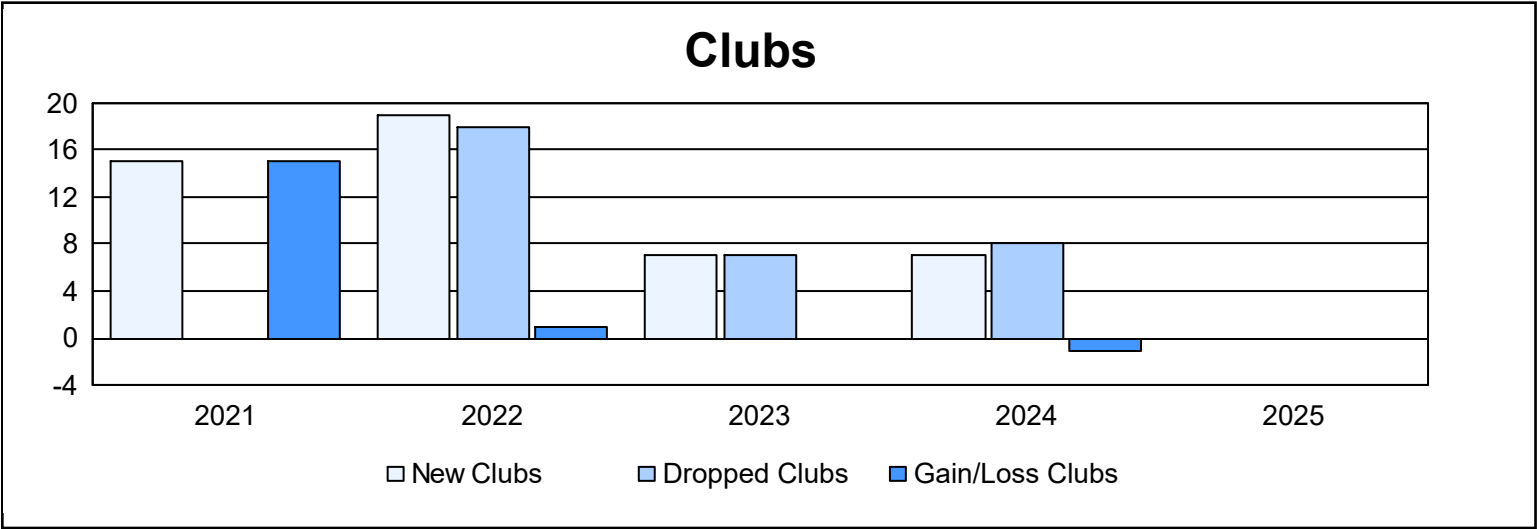
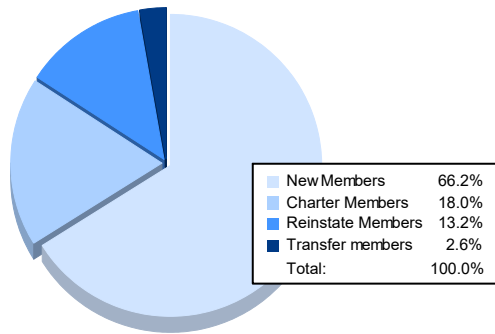


Year	New Clubs	Dropped Clubs	Gain/ Loss Clubs	New Members	Charter Members	Reinstate Members	Transfer Members	Total Member Added	Total Members Dropped	Gain/ Loss Members
2020-2021	15	0	15	1,004	389	55	35	1,483	1,147	336
2021-2022	19	18	1	1,643	588	123	30	2,384	1,667	717
2022-2023	7	7	0	681	200	96	41	1,018	1,702	-684
2023-2024	7	8	-1	518	203	142	17	880	1,626	-746
2024-2025				851	231	170	34	1,286	1,176	110
Average	12	8	4	939	322	117	31	1,410	1,464	-53



Membership Composition June 2025 Cumulative



Gender Composition June 2025 Cumulative

